

39 200m Freestyle Women Final

Official

☰ Qualified
☰ Heats
☰ Summary
📄

1 heat Final 13 years

Started at: 06:38 PM (+ 3 min)

Official

Lane	Competitor	Age	Club	RT	PTS	Rank	Result
0	Lola Stewart	13	Enter...	0.64		4	2:19.40 Entry: 2:23.33 -3.93
	50m: 32.22 100m: 1:08.48 (36.26) 150m: 1:44.57 (36.09) 200m: 2:19.40 (34.83)						
1	Emilia Hoglinger	13	Unite...	0.70		5	2:19.97 Entry: 2:21.92 -1.95
	50m: 32.24 100m: 1:07.70 (35.46) 150m: 1:43.62 (35.92) 200m: 2:19.97 (36.35)						
2	Teja van der Westhuizen	13	Nort...	0.53		8	2:21.99 Entry: 2:21.66 +0.33
	50m: 32.15 100m: 1:08.29 (36.14) 150m: 1:45.47 (37.18) 200m: 2:21.99 (36.52)						
3	Marli Coverdale	13	Club ...	0.71		3	2:16.98 Entry: 2:21.31 -4.33
	50m: 31.68 100m: 1:06.30 (34.62) 150m: 1:41.66 (35.36) 200m: 2:16.98 (35.32)						
4	Annalise Miller	13	Nept...	0.79		2	2:12.86 Entry: 2:17.10 -4.24
	50m: 30.82 100m: 1:04.62 (33.80) 150m: 1:39.48 (34.86) 200m: 2:12.86 (33.38)						
5	Hope Wang	13	Phoe...	0.44		1	2:12.53 Entry: 2:18.62 -6.09
	50m: 30.78 100m: 1:04.58 (33.80) 150m: 1:39.49 (34.91) 200m: 2:12.53 (33.04)						
6	Sophia McClintock	13	Wan...	0.77		7	2:21.70 Entry: 2:21.51 +0.19
	50m: 31.66 100m: 1:07.84 (36.18) 150m: 1:45.03 (37.19) 200m: 2:21.70 (36.67)						
7	Soyo Yamagami	13	Club ...	0.56		10	2:24.38 Entry: 2:21.85 +2.53
	50m: 32.31 100m: 1:08.67 (36.36) 150m: 1:46.10 (37.43) 200m: 2:24.38 (38.28)						
8	Georgia Duske	13	Evol...	0.53		6	2:20.74 Entry: 2:22.36 -1.62
	50m: 31.94 100m: 1:08.09 (36.15) 150m: 1:44.99 (36.90) 200m: 2:20.74 (35.75)						
9	Ayla Church	13	Puke...	0.73		9	2:23.20 Entry: 2:23.59 -0.39
	50m: 32.23 100m: 1:08.91 (36.68) 150m: 1:46.46 (37.55) 200m: 2:23.20 (36.74)						

2 heat Final 14 years















Started at: 06:43 PM (+ 3 min)













Official









Lane	Competitor	Age	Club	RT	PTS	Rank	Result
------	------------	-----	------	----	-----	------	--------

0	Sadie Percy	14	Pirat...	0.85	6	2:15.80	Entry: 2:17.78 -1.98
	50m: 31.88 200m: 2:15.80 (33.52)		100m: 1:06.89 (35.01) 150m: 1:42.28 (35.39)				
1	Mila Tongalea	14	Unite...	0.62	8	2:16.70	Entry: 2:16.36 +0.34
	50m: 30.71 200m: 2:16.70 (35.06)		100m: 1:06.26 (35.55) 150m: 1:41.64 (35.38)				
2	Lani Kim	14	Nort...	0.68	7	2:16.01	Entry: 2:15.63 +0.38
	50m: 31.07 200m: 2:16.01 (34.34)		100m: 1:05.88 (34.81) 150m: 1:41.67 (35.79)				
3	Octavia Mahoney	14	Unite...	0.65	2	2:08.75	Entry: 2:14.91 -6.16
	50m: 29.34 200m: 2:08.75 (33.22)		100m: 1:02.84 (33.50) 150m: 1:35.53 (32.69)				
4	Tandia Fisher	14	Whar...	0.71	1	2:08.70	Entry: 2:13.39 -4.69
	50m: 29.43 200m: 2:08.70 (33.42)		100m: 1:02.43 (33.00) 150m: 1:35.28 (32.85)				
5	Alanna Rawson	14	St P...	0.70	3	2:12.20	Entry: 2:14.27 -2.07
	50m: 30.47 200m: 2:12.20 (34.01)		100m: 1:03.88 (33.41) 150m: 1:38.19 (34.31)				
6	Maeve McDonnell	14	Howi...	0.67	4	2:12.24	Entry: 2:15.51 -3.27
	50m: 31.13 200m: 2:12.24 (33.64)		100m: 1:04.67 (33.54) 150m: 1:38.60 (33.93)				
7	Sophie Peters	14	Hamil...	0.72	5	2:15.34	Entry: 2:16.24 -0.90
	50m: 30.89 200m: 2:15.34 (35.13)		100m: 1:04.93 (34.04) 150m: 1:40.21 (35.28)				
8	Phoebe Nettle	14	Troja...	0.67	9	2:18.25	Entry: 2:17.38 +0.87
	50m: 32.07 200m: 2:18.25 (34.98)		100m: 1:07.48 (35.41) 150m: 1:43.27 (35.79)				
9	Adriana McKague	14	Pirat...	0.69	10	2:20.67	Entry: 2:18.58 +2.09
	50m: 32.00 200m: 2:20.67 (36.34)		100m: 1:07.89 (35.89) 150m: 1:44.33 (36.44)				

3		Final 15 years					Official	
heat		Started at: 06:47 PM (+ 3 min)						
Lane	Competitor	Age	Club	RT	PTS	Rank	Result	
0	Megan Scott	15	Swi...	0.73		9	2:18.71	
	50m: 31.14 200m: 2:18.71 (36.24)		100m: 1:06.41 (35.27) 150m: 1:42.47 (36.06)				Entry: 2:19.53 -0.82	
1	Pippa Jory	15	Jasi ...	0.73		6	2:16.06	
	50m: 31.22 200m: 2:16.06 (34.58)		100m: 1:05.95 (34.73) 150m: 1:41.48 (35.53)				Entry: 2:19.26 -3.20	
2	Erika Orbell	15	Nort...	0.72		10	2:18.95	
	50m: 31.74 200m: 2:18.95 (36.81)		100m: 1:06.58 (34.84) 150m: 1:42.66 (36.08)				Entry: 2:17.71 +1.24	

200m: 2:18.95 (36.29)							
3	 Isabella McEntyre	15	 Taieri... 0.72	3	2:11.70	Entry: 2:14.99	-3.29
	50m: 30.25	100m: 1:04.00 (33.75)	150m: 1:38.61 (34.61)				
	200m: 2:11.70 (33.09)						
4	 Madeleine Wilson	15	 Swi... 0.76	1	2:11.11	Entry: 2:12.31	-1.20
	50m: 30.43	100m: 1:03.78 (33.35)	150m: 1:37.81 (34.03)				
	200m: 2:11.11 (33.30)						
5	 Luisa Palmer	15	 Wan... 0.71	4	2:11.74	Entry: 2:13.46	-1.72
	50m: 30.47	100m: 1:03.99 (33.52)	150m: 1:38.45 (34.46)				
	200m: 2:11.74 (33.29)						
6	 Paige Conley	15	 Wha... 0.74	2	2:11.63	Entry: 2:15.78	-4.15
	50m: 30.73	100m: 1:03.97 (33.24)	150m: 1:38.29 (34.32)				
	200m: 2:11.63 (33.34)						
7	 Jessica Richardson	15	 Hamil... 0.55	7	2:17.46	Entry: 2:18.35	-0.89
	50m: 30.48	100m: 1:05.05 (34.57)	150m: 1:40.95 (35.90)				
	200m: 2:17.46 (36.51)						
8	 Tessa Scott	15	 St P... 0.71	5	2:16.05	Entry: 2:19.52	-3.47
	50m: 30.78	100m: 1:05.49 (34.71)	150m: 1:40.70 (35.21)				
	200m: 2:16.05 (35.35)						
9	 Ella Hanley	15	 Tawa... 0.69	8	2:17.58	Entry: 2:19.72	-2.14
	50m: 31.37	100m: 1:06.02 (34.65)	150m: 1:41.97 (35.95)				
	200m: 2:17.58 (35.61)						

4	Final 16 years							Official
heat	Started at: 06:53 PM (+ 4 min)							
Lane	Competitor	Age	Club	RT	PTS	Rank	Result	
0	 Macy Hains	16	 Club ...	0.78		6	2:12.09	
	50m: 29.74	100m: 1:02.85 (33.11)	150m: 1:38.04 (35.19)				Entry: 2:15.17	
	200m: 2:12.09 (34.05)							
1	 Meila Gwiazdzinski	16	 Stratf...	0.69		5	2:11.93	
	50m: 29.46	100m: 1:02.27 (32.81)	150m: 1:36.95 (34.68)				Entry: 2:14.59	
	200m: 2:11.93 (34.98)							
2	 Kayla Knight	16	 Unite...	0.73		7	2:12.96	
	50m: 29.29	100m: 1:02.01 (32.72)	150m: 1:36.60 (34.59)				Entry: 2:14.31	
	200m: 2:12.96 (36.36)							
3	 Millie Bell	16	 Nort...	0.74		4	2:11.15	
	50m: 29.46	100m: 1:02.03 (32.57)	150m: 1:35.92 (33.89)				Entry: 2:13.22	
	200m: 2:11.15 (35.23)							
4	 Indiana Riley	16	 Hamil...	0.74		3	2:09.64	
	50m: 29.64	100m: 1:01.91 (32.27)	150m: 1:35.66 (33.75)				Entry: 2:12.82	
	200m: 2:09.64 (33.98)							
5	 Ariella Riley	16	 Hamil...	0.62		1	2:07.58	
							Entry: 2:12.97	

	50m: 29.26 200m: 2:07.58 (32.87)	100m: 1:01.44 (32.18)	150m: 1:34.71 (33.27)	
6	 Charlotte Aburn	16	 Nept... 0.72	2 2:08.84 Entry: 2:14.07
	50m: 29.66 200m: 2:08.84 (33.86)	100m: 1:01.89 (32.23)	150m: 1:34.98 (33.09)	
7	 Tegen Stewart	16	 Nels... 0.60	8 2:13.10 Entry: 2:14.36
	50m: 30.77 200m: 2:13.10 (34.93)	100m: 1:03.87 (33.10)	150m: 1:38.17 (34.30)	
8	 Talen Hickford	16	 Aqua... 0.76	10 2:18.41 Entry: 2:15.01
	50m: 29.99 200m: 2:18.41 (37.81)	100m: 1:03.91 (33.92)	150m: 1:40.60 (36.69)	
9	 Lola Nicholls	16	 Here... 0.70	9 2:15.79 Entry: 2:15.41
	50m: 30.46 200m: 2:15.79 (35.36)	100m: 1:04.63 (34.17)	150m: 1:40.43 (35.80)	